

## Acid condensate neutralizer for condensation boilers

Datasheet  
0970EN 02/2019



Acid condensate neutralizer R143N neutralizes acid condensate released by condensation boilers and protects domestic pipe systems and the environment.

The neutralizer includes the first filtering recharge, straight and 90° curved hose connections for various installation needs, two support brackets with screw anchors and boiler anti-block system.

**NOTE.** Standard UNI 7129-05 does not set special precautions in terms of condensation treatment for boilers under 35 kW of power; however, we recommend installing an acid condensate neutralizer to prevent damaging the environment and the exhaust flues, especially when not made with proper materials.

### ➤ Versions and product codes

PRODUCT CODE	CONNECTIONS	BOILER MAX. POWER
R143NX004	3/4" F (ISO 228) x 3/4" M (ISO 228) with Ø20 mm hose connection	35 kW

### Spare parts

- P143X004: recharge kit for R143N

### ➤ Technical data

- Room temperature range: 1÷50 °C
- Max. flow rate: 3 L/h
- Min. installation distance from boiler exhaust flue: 180 mm
- Duration of filtering cartridge: 8-12 months

### Materials

- Clear body: SAN
- Plastic fittings: ABS

## Components



### LEGEND

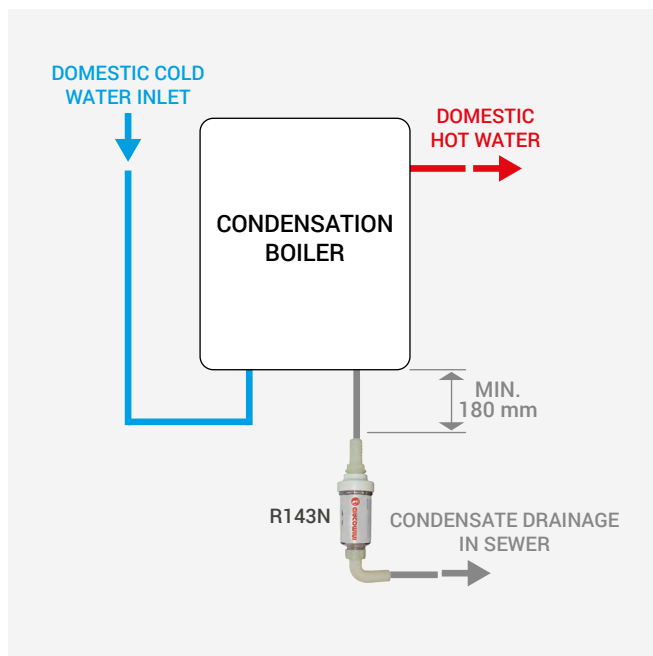
- |   |  |
|---|--|
| 1 | Clear body including filtering cartridge |
| 2 | Flow direction indicator                 |
| 3 | Upper cap                                |
| 4 | Hose connections (straight or 90°)       |

## Operation

Before being drained into the sewerage system, condensate from condensation boilers passes through the condensate neutralizer where its inert material mixture absorbs nitrates and sulphates while raising the pH up to the levels set forth by law and protecting the system pipes.

The condensate neutralizer features an internal system that prevents boiler blocks in case of anomalies inside the condensate drain.


## Installation



- The condensate neutralizer must be installed downstream to the boiler on the condensate drain pipe, at a minimum distance of 180 mm from the boiler exhaust outlet.
- Fit for both horizontal or vertical installation, although horizontal installation provides for a more effective treatment.
- Manually tighten the fittings and comply flow direction shown on label.
- Fit the system with brackets for firm and safe installation.



## ➤ Maintenance



For proper operation of the neutralizer, replace inert mixture every 8-12 months (according to water acidity, flow, quantity, temperature and working hours) and whenever the filtering recharge is finished, almost finished or soiled.

Check the granular content periodically: when particularly soiled or almost finished, follow the steps below:

- 1) turn the boiler off to stop producing condensate;
- 2) open the upper cap turning it in anticlockwise direction;
- 3) remove the plastic mesh;
- 4) empty the exhausted granular content into another container;
- 5) replace the exhausted granular content with recharge P143;
- 6) replace the plastic mesh and close the upper cap.

The remaining filtering material does not guarantee proper operation of the product.

We recommend checking periodically (every 4-6 months) correct operation of the system with litmus paper (pH of drain fluid must be higher than 6).

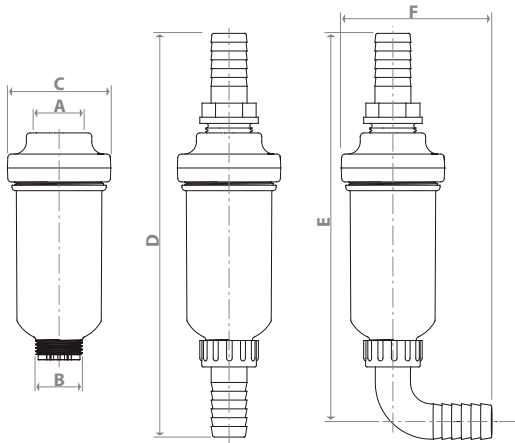
The anti-block system will protect the boiler, but replacement of the neutralizing recharge is required.

**NOTE.** Exhausted granular content may be disposed with domestic waste.

**WARNING.** Maintenance must be carried out by professional operators wearing proper individual protection devices.



## ➤ Dimensions



PRODUCT CODE	CONNECTIONS A x B	C [mm]	D [mm]	E [mm]	F [mm]
R143NX004	3/4" F x 3/4" M	Ø 59	229	220	85

## ➤ Product specifications

### R143N

Acid condensate neutralizer for condensation boilers with anti-block system; including first recharge, straight and 90° curve hose connections (3/4" x Ø20 mm) for various installation needs, two support brackets with screw anchors and boiler anti-block system. Room temperature range: 1÷50 °C. Max. flow rate: 3 l/h. Min. installation distance from boiler exhaust flue: 180 mm. Duration of filtering cartridge: 8-12 months.

### P143

Recharge kit for condensate neutralization R143N.

**⚠ Safety Warning.** Installation, commissioning and periodical maintenance of the product must be carried out by qualified operators in compliance with national regulations and/or local standards. A qualified installer must take all required measures, including use of Individual Protection Devices, for his and others' safety. An improper installation may damage people, animals or objects towards which Giacomini S.p.A. may not be held liable.

**♻ Package Disposal.** Carton boxes: paper recycling. Plastic bags and bubble wrap: plastic recycling.

**ℹ Additional information.** For more information, go to [giacomini.com](http://giacomini.com) or contact our technical assistance service. This document provides only general indications. Giacomini S.p.A. may change at any time, without notice and for technical or commercial reasons, the items included herewith. The information included in this technical sheet do not exempt the user from strictly complying with the rules and good practice standards in force.

**♻ Product Disposal.** Do not dispose of product as municipal waste at the end of its life cycle. Dispose of product at a special recycling platform managed by local authorities or at retailers providing this type of service.